



Global Compensation Plan

Australia/New Zealand/Singapore



Save & Make Money Easier

STEP 1 SAVE MONEY

Starting your own business with New Image gives you flexibility to choose your own income level. The first opportunity is to save money by using our products personally. Buy from New Image at wholesale and get a 25% discount off retail prices.



STEP 2 SAVE MORE MONEY

You can increase the amount you save by increasing your personal volume (PV) to earn Volume Rebates. All rebate percentages are taken from a wholesale PV value (approximately 70% of the retail price).

Using the chart below, you can see with hh400PV in a month you would earn an extra 10% Volume Rebate.

Chart A

Volume Rebates	
Retail Discount & Margin Plus	
0 – 124 PV	-
125 – 249 PV	Luxury \$
250 – 349 PV	5%
350 – 499 PV	10%
500 – 599 PV	15%
600 Plus PV	20%

STEP 3 MAKE MONEY

The next opportunity is to Make Money by retailing New Image products. By purchasing at wholesale, you can retail to your customers at a 25% margin. We have 17 years experience to testify New Image products are the strength behind the company's success.



STEP 4 MAKE MORE MONEY

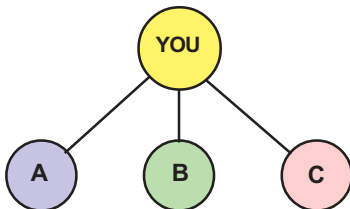
You can increase your discount to approximately 40% when you become a Supervisor within the New Image plan. You can increase the amount you earn by increasing your personal volume (PV) to earn Volume Rebates (see Chart A). Rebates are paid in the following month.

An investment in the New Image Starter Pack (500PV) will give you a stock of the best-selling products, a 15% Volume Rebate and a free product. It is the most cost effective way of starting.

STEP 5 MAKE MONEY EASIER

You can save and make more money easier by building a marketing network. You introduce (or SPONSOR) others into New Image and COACH them on our system. Your new team of people is called your Personal Group. The combined volume of your Personal Group and your own purchases (PV) are totalled to create your Group Volume (GV). This can increase your Volume Rebate percentages much faster than achieving the level on your own. From the example in Chart C your GV = 1480 so your personal volume rebate is 20% instead of 10% based purely on your PV of 400.

Personal Group



Volume Rebates Income

You earn the difference between your percentage and that achieved by each member of your Personal Group.

The accumulation of more than 250GV starts the process of volume rebate cheque calculations. You need 100PV to receive a cheque

Chart B

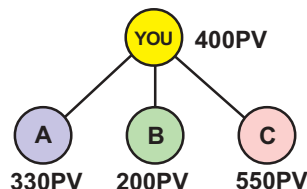
Unallocated percentages move up to the next qualifier			
GV		Qualifier	
600 plus	20%	←	
500 - 599	15%	←	5
350 - 499	10%	←	5 10
250 - 399	5%	←	5 10 15
0 - 249	0%		5 10 15 20

Your next promotion is to Supervisor where you receive 25% retail rebate.

Chart C

Group Volume Rebate Example

Example



- Your Group Volume = 400 + 330 + 200 + 550PV = 1480GV
- 1480GV = 20% rebate (Chart B)

You 400 PV = 20% = \$80.00
(plus the difference between each of your rep's rebates and your %, based on a total of 20%)

A 330 PV = A receives 5% \$16.50 You receive 15% = \$49.50

B 200 PV = B receives 0% You receive 20% = \$40.00

C 550 PV = C receives 15% \$82.50 You receive 5% = \$27.50

Volume Rebate cheque = \$80 + \$49.50 + \$40 + \$27.50 = \$197.00

STEP 6 SUPERVISOR

Supervisor benefits:

- « Your 25% retail discount and maximum permanent 25% volume rebate (Total is approx 40% discount off Retail Price)
- « Network Volume (NV) Commissions on four generations

Four Options to Qualify

- (i) You accumulate 2000 PV or GV in one month.
 - (ii) Your PV reaches 2500 GV in the first two months
- OR
- (iii) Your PV reaches 4000 GV without time limit.

Note: See overleaf Chart D 'Qualifications for NV Commissions' in Step 8.

STEP 7 MANAGER

Manager benefits:

- « Supervisor benefits PLUS
- « Increased Network Volume Commissions
- « Royalty new business bonuses
- « Passup compression for maximum commissions at 500GV

To Qualify

Have at least two personally sponsored Supervisors in your team in different legs within any two consecutive months.

Note: See overleaf Chart D 'Qualifications for NV Commissions and Infinite Dynasty Commissions' in Step 8.

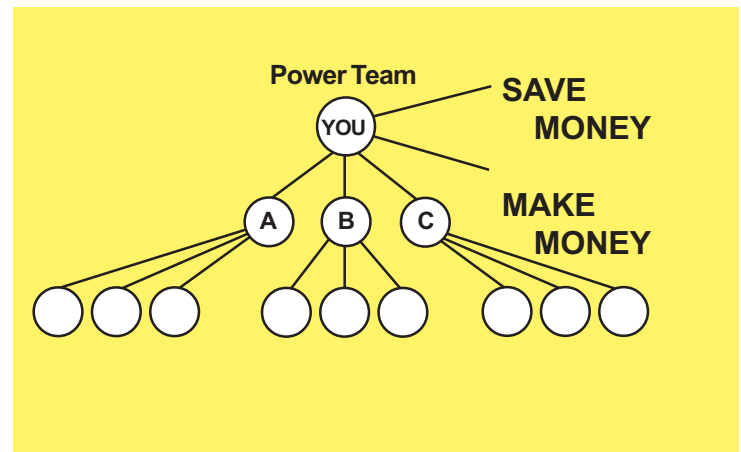
STEP 7 RESIDUAL INCOME

Everyone would like a residual income to create a better lifestyle or financial security. With New Image, you have a realistic chance of achieving this. The products nearly sell themselves and our system is simple to follow.

You create a residual income by building a network. The building block of the network is called a Power Team. If you can build a Power Team, you can create any size residual income you desire! This is how ...

You sponsor 3 people and coach them to introduce 3 each (1x3x9). Now there are twelve in your team, you only introduced three.

Assuming that most people will invest in a Starter Pack or as a Supervisor, you will achieve Manager Status automatically.



You build your first Power Team WITH HELP from your SPONSOR and upline. With everyone just maintaining average monthly product usage and servicing a minimum of 5 customers each, you would achieve more than \$300 extra income per month.

Now you just coach your Power Team to duplicate the effort - 250PV + sponsor 3 Reps. This will create a total group of 120 and you will earn approximately \$3,000 per month. This residual income will provide financial security to many people.

If everyone introduced 6 instead of 3, the income jumps to \$30,000 per month (the power of duplication). By building Power Teams of people who simply 'save and make money, introduce and coach 3 people' you can create a fortune.

STEP 8 EXECUTIVE

Executive status is your path to financial freedom. To qualify for Executive status:

- ★ Become a Manager and achieve 5,000 Network Volume in a month (monthly qualification).

Executive Benefits:

- ★ All Manager benefits; and
- ★ Infinite Dynasty Commissions – up to 5%;
- ★ Passup compression for maximum commissions;
- ★ Network leaders Share Option scheme.

90 Day Royalty

New Business Bonus

Available to all positions from Supervisor and above. Royalty Volume is all volume from new representatives achieved during that 90 Day Royalty period.

10,000 NV	2%
20,000 NV	3%
30,000 NV	4%

Chart D QUALIFICATIONS FOR NV COMMISSIONS AND INFINITE DYNASTY COMMISSIONS

QUALIFICATIONS	POSITION		SUPERVISOR		MANAGER		EXECUTIVES				
							1 STAR	2 STAR	3 STAR	4 STAR	5 STAR
GV INCLUDES PV	PV		100	100	100	100	100	100	100	100	100
	GV		250	500	250	500	500	500	500	500	500
	NV						5,000	10,000	20,000	50,000	100,000
REWARDS	GEN 1	5%	10	10	10	10	10+1	10+2	10+3	10+4	10+5
	GEN 2	3%	5	5	5	5	5+1	5+2	5+3	5+4	5+5
	GEN 3	3%	3	5	5	5	5+1	5+2	5+3	5+4	5+5
	GEN 4	3%	3	3	5	5	5+1	5+2	5+3	5+4	5+5
							INFINITE DYNASTY COMMISSIONS				
							1%	2%	3%	4%	5%

□ Denotes pay rise at each level

Network Volume = All volume down four generations

Once attained, the Supervisor and Manager positions remain permanent. Each month the commission percentage is based on the PV/GV qualifying level you achieve (250 or 500 GV).

Executives activate the extra Infinite Dynasty Commissions based on their Network Volume accumulated from the first 4 generations.